

DAN-1 SERIES, 1WATT, 1.5KVDC, ISOLATED, REGULATED

FEATURES:

- ✓ 1500Vdc isolation voltage
- ✓ Single output models
- ✓ Low ripple & noise
- ✓ Operating temperature range -40°C to +85°C
- ✓ 3 year warranty



Model	Input voltage (Vdc)	Output voltage (Vdc)	Output current (mA)		Efficiency Typ.
			Min.	Max.	
DAN1-0511	5(4.75~5.25)	5	20	200	71%
DAN1-0512		9	11.1	111	60%
DAN1-0513		12	8.3	83	64%
DAN1-0514		15	6.7	67	65%
DAN1-0515		24	4.2	42	62%
DAN1-1211	12(11.4~12.6)	5	20	200	72%
DAN1-1212		9	11.1	111	67%
DAN1-1213		12	8.3	83	65%
DAN1-1214		15	6.7	67	64%
DAN1-1215		24	4.2	42	66%
DAN1-1511	15(13.5~16.5)	5	20	200	70%
DAN1-1512		9	11.1	111	65%
DAN1-1513		12	8.3	83	65%
DAN1-1514		15	6.7	67	66%
DAN1-1515		24	4.2	42	66%
DAN1-2411	24(22.8~25.2)	5	20	200	65%
DAN1-2412		9	11.1	111	63%
DAN1-2413		12	8.3	83	63%
DAN1-2414		15	6.7	67	63%
DAN1-2415		24	4.2	42	65%

Notes: Other input and output models may available on request.

ELECTRICAL

Output voltage accuracy	---	±3% max
Line regulation	---	±0.25% max.
Load regulation	10% ~ 100% full load	±1% max.
Isolation voltage	Leakage current < 1mA/1min.	1500Vdc min.
Isolation resistance	Test at 500VDC	1000mΩ min.
Switching frequency	---	100KHz typ.
Ripple & noise	Bend width 20MHz	60mVp-p max.

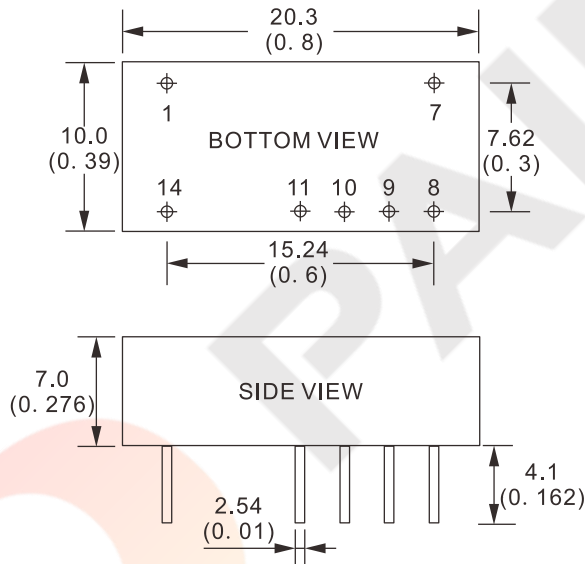
DAN-1 SERIES, 1WATT, 1.5KVDC, ISOLATED, REGULATED

ELECTRICAL

Temperature coefficient	Rated load	±0.03%/°C
Operating temperature range	---	-40°C to +85°C
Storage temperature range	---	-55°C to +125°C
Short circuit protection	---	1S
MTBF	---	3500KHrs
Weight	---	2.5g

Notes: All the parameters are measured at 25°C ambient temperature, humidity < 75%, nominal input voltage, full load and after warm-up, unless otherwise specified.

MECHANICAL



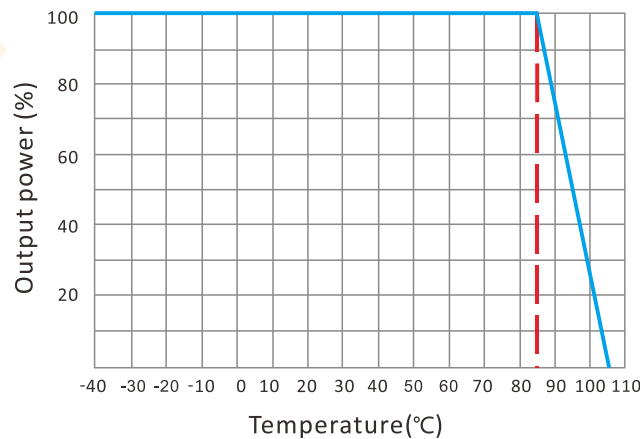
CONNECTION

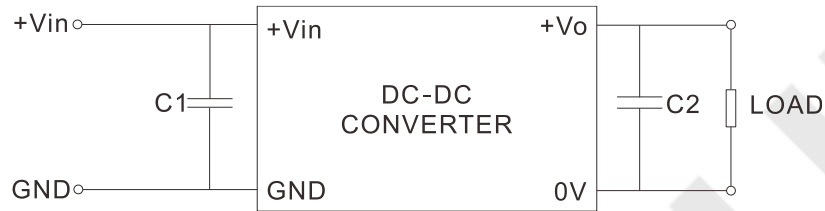
PIN #	SINGLE
1	GND
7	NC
8	No Pin
9	+Vo
10	No Pin
11	0V
14	+Vin

Note:

* Unit is mm(inch).

ELECTRICAL CURVE



DAN-1 SERIES, 1WATT, 1.5KVDC, ISOLATED, REGULATED
NOTE
RECOMMENDED TEST AND APPLICATION CIRCUIT

CAPACITOR SELECTION

INPUT VOLTAGE	C1	OUTPUT VOLTAGE	C2
5VDC	4.7 μ F	5VDC	4.7 μ F
12VDC	2.2 μ F	9VDC	2.2 μ F
15VDC	1.0 μ F	12VDC	1.0 μ F
24VDC	0.47 μ F	15VDC/24VDC	0.47 μ F