

DAR-1 SERIES, 1WATT, 1KVDC, REGULATED

FEATURES:

- ✓ 1000Vdc isolation voltage
- ✓ Single output models
- ✓ Operating temperature range -40°C to +85°C
- ✓ Continuous short circuit protection
- ✓ 3 year warranty



Model	Input voltage (Vdc)	Output voltage (Vdc)	Output current (mA)		Efficiency Typ.
			Min.	Max.	
DAR1-0511	5(4.75~5.25)	5	20	200	66%
DAR1-0512		9	11	110	70%
DAR1-0513		12	8.3	83	71%
DAR1-0514		15	6.8	68	73%
DAR1-0515		24	4.2	42	68%
DAR1-1211	12(11.4~12.6)	5	20	200	67%
DAR1-1212		9	20	110	72%
DAR1-1213		12	11	83	70%
DAR1-1214		15	8.3	68	74%
DAR1-1215		24	6.8	42	68%
DAR1-1511	15(14.25~15.75)	5	20	200	67%
DAR1-1512		9	20	110	71%
DAR1-1513		12	11	83	71%
DAR1-1514		15	8.3	68	72%
DAR1-1515		24	6.8	42	68%
DAR1-2411	24(22.8~25.2)	5	4.2	200	68%
DAR1-2412		9	20	110	68%
DAR1-2413		12	20	83	73%
DAR1-2414		15	11	68	75%
DAR1-2415		24	8.3	42	68%

Notes: other input and output models may available on request.

ELECTRICAL

Line regulation	---	±0.25%
Load regulation	10% ~ 100% full load	±1%
Ripple and noise	---	100mVp-p max.
Isolation voltage	---	1000Vdc
Short circuit protection	---	Continuous Short circuit protection

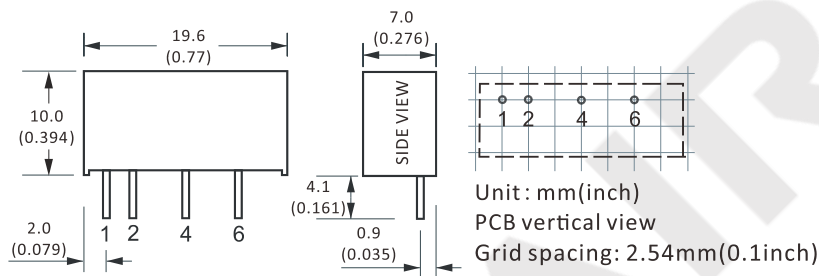
DAR-1 SERIES, 1WATT, 1KVDC, REGULATED

ELECTRICAL

Operating temperature range	---	-40°C to +85°C
MTBF	---	3500KHrs
Weight	---	2.4g

Notes: All the parameters are measured at 25°C ambient temperature, humidity < 75%, nominal input voltage, full load and after warm-up, unless otherwise specified.

MECHANICAL

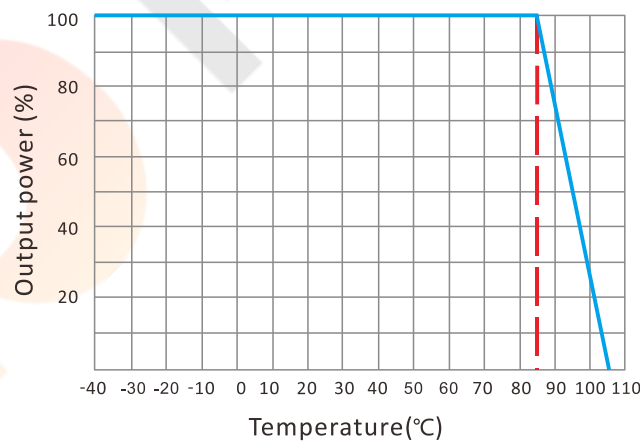


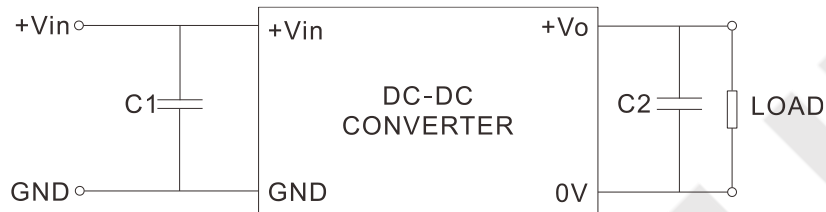
CONNECTION

PIN #	SINGLE
1	+Vin
2	GND
4	0V
6	+Vo

Note:
* Unit is mm(inch).

ELECTRICAL CURVE



DAR-1 SERIES, 1WATT, 1KVDC, REGULATED
NOTES
RECOMMENDED TEST AND APPLICATION CIRCUIT

CAPACITOR SELECTION

INPUT VOLTAGE	C1	OUTPUT VOLTAGE	C2
5VDC	4.7 μ F	5VDC	10 μ F
12VDC	4.7 μ F	9VDC	4.7 μ F
15VDC	2.2 μ F	12VDC	2.2 μ F
24VDC	1.0 μ F	15VDC	1.0 μ F
--	--	24VDC	0.47 μ F