

**DAR-1F SERIES, 1WATT, 3KVDC, REGULATED**
**FEATURES:**

- ✓ 3000Vdc isolation voltage
- ✓ Fully regulated with low ripple and noise
- ✓ Continuous short circuit protection
- ✓ Operating temperature range -40°C to +85°C
- ✓ 3 year warranty



Model	Input voltage (Vdc)	Output voltage (Vdc)	Output current (mA)		Efficiency Typ.
			Min.	Max.	
DAR1-0511F	5(4.75~5.25)	5	20	200	66%
DAR1-0512F		9	11	110	70%
DAR1-0513F		12	8.3	83	72%
DAR1-0514F		15	6.8	68	73%
DAR1-0515F		24	4.2	42	70%
DAR1-1211F	12(11.4~12.6)	5	20	200	66%
DAR1-1212F		9	11	110	71%
DAR1-1213F		12	8.3	83	72%
DAR1-1214F		15	6.8	68	74%
DAR1-1215F		24	4.2	42	72%
DAR1-2411F	24(22.8~25.2)	5	20	200	67%
DAR1-2412F		9	11	110	72%
DAR1-2413F		12	8.3	83	73%
DAR1-2414F		15	6.8	68	74%
DAR1-2415F		24	4.2	42	72%

Notes: other input and output models may available on request.

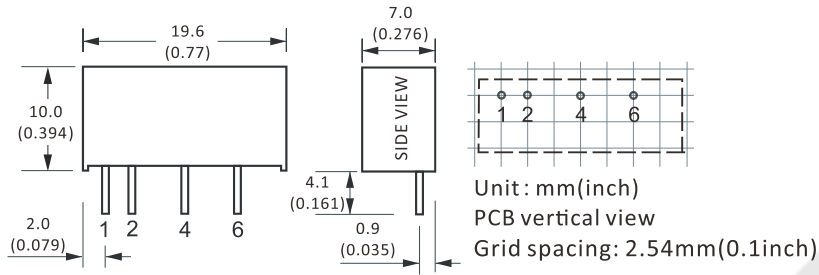
**ELECTRICAL**

Line regulation	---	±0.25%
Load regulation	10% ~ 100% full load	±1%
Ripple and noise	---	100mVp-p max.
Isolation voltage	---	3000Vdc
Short circuit protection	---	Continuous short circuit protection
Operating temperature range	---	-40°C to +85°C
MTBF	---	3500KHrs
Weight	---	2.4g

Notes: All the parameters are measured at 25°C ambient temperature, humidity < 75%, nominal input voltage, full load and after warm-up, unless otherwise specified.

DAR-1F SERIES, 1WATT, 3KVDC, REGULATED

MECHANICAL



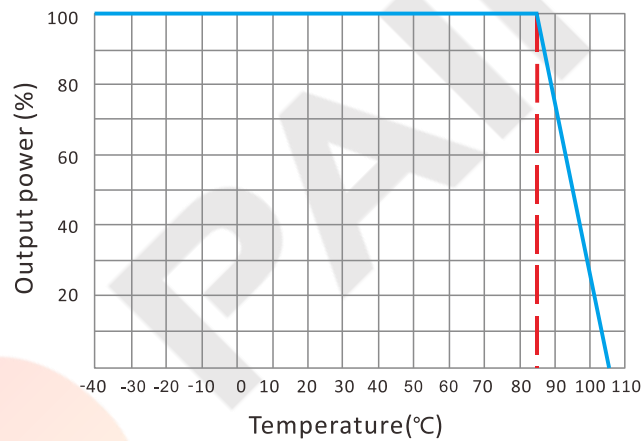
CONNECTION

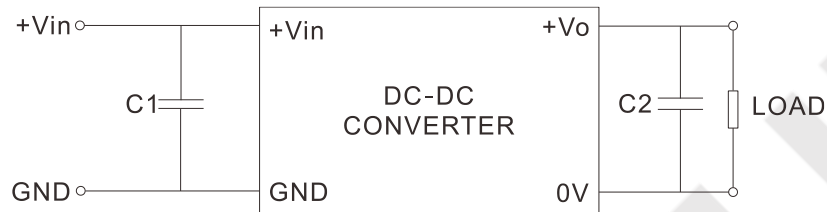
PIN #	SINGLE
1	+Vin
2	GND
4	0V
6	+Vo

Note:

\* Unit is mm(inch).

ELECTRICAL CURVE



**DAR-1F SERIES, 1WATT, 3KVDC, REGULATED**
**NOTES**
**RECOMMENDED TEST AND APPLICATION CIRCUIT**

**CAPACITOR SELECTION**

INPUT VOLTAGE	C1	OUTPUT VOLTAGE	C2
5VDC	4.7 $\mu$ F	5VDC	10 $\mu$ F
12VDC	2.2 $\mu$ F	9VDC	4.7 $\mu$ F
24VDC	1.0 $\mu$ F	12VDC	2.2 $\mu$ F
--	--	15VDC	1.0 $\mu$ F
--	--	24VDC	0.47 $\mu$ F