

DAR-2 SERIES, 2WATT, 1KVDC, REGULATED

FEATURES:

- ✓ 1000Vdc isolation voltage
- ✓ Single output models
- ✓ Operating temperature range -40°C to +85°C
- ✓ Short circuit protection
- ✓ 3 year warranty



Model	Input voltage (Vdc)	Output voltage (Vdc)	Output current (mA)		Efficiency Typ.
			Min.	Max.	
DAR2-0511	5(4.75~5.25)	5	40	400	70%
DAR2-0512		9	22.2	222	70%
DAR2-0513		12	16.7	167	70%
DAR2-0514		15	13.3	133	70%
DAR2-0515		24	8.3	83	70%
DAR2-1211	12(11.4~12.6)	5	40	400	70%
DAR2-1212		9	22.2	222	72%
DAR2-1213		12	16.7	167	70%
DAR2-1214		15	13.3	133	70%
DAR2-1215		24	8.3	83	72%
DAR2-1511	15(14.25~15.75)	5	40	400	71%
DAR2-1512		9	22.2	222	70%
DAR2-1513		12	16.7	167	72%
DAR2-1514		15	13.3	133	70%
DAR2-1515		24	8.3	83	72%
DAR2-2411	24(22.8~25.2)	5	40	400	71%
DAR2-2412		9	22.2	222	70%
DAR2-2413		12	16.7	167	72%
DAR2-2414		15	13.3	133	70%
DAR2-2415		24	8.3	83	72%

Notes: 1. other input and output models may available on request;

2. Add suffix "P" for continuous short circuit protection.

ELECTRICAL

Output voltage accuracy	---	±3% max.
Line regulation	---	±0.5% max.
Load regulation	10% ~ 100% full load	±1.5% max.
Isolation voltage	Leakage current < 1mA/1min.	1000Vdc min.
Isolation resistance	Test at 500VDC	1000mΩ min.

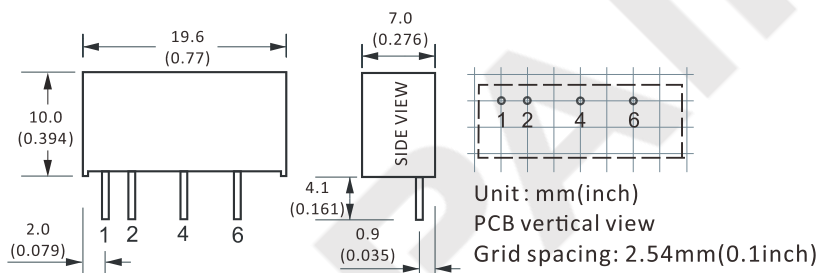
DAR-2 SERIES, 2WATT, 1KVDC, REGULATED

ELECTRICAL

Ripple & noise	Band width 20MHz	150mVp-p max.
Temperature coefficient	Rated load	±0.03%/°C
Operating temperature range	---	-40°C to +85°C
Storage temperature range	---	-55°C to +125°C
Short circuit protection	---	1S
MTBF	---	3500KHrs
Weight	---	2.7g

Notes: All the parameters are measured at 25°C ambient temperature, humidity < 75%, nominal input voltage, full load and after warm-up, unless otherwise specified.

MECHANICAL



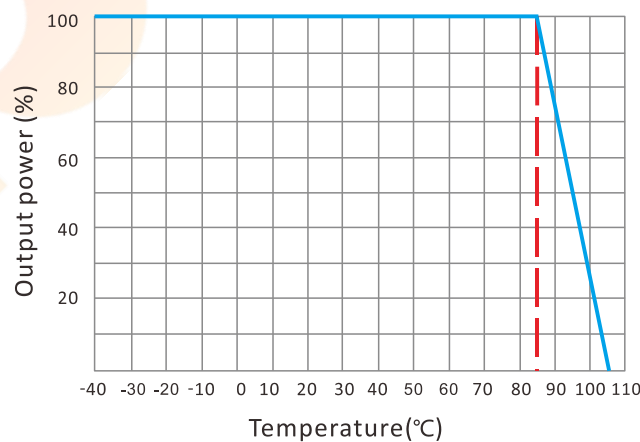
CONNECTION

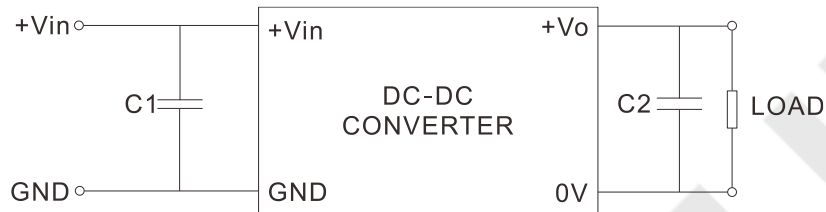
PIN #	SINGLE
1	+Vin
2	GND
4	0V
6	+Vo

Note:

* Unit is mm(inch).

ELECTRICAL CURVE



DAR-2 SERIES, 2WATT, 1KVDC, REGULATED
NOTES
RECOMMENDED TEST AND APPLICATION CIRCUIT

CAPACITOR SELECTION

INPUT VOLTAGE	C1	OUTPUT VOLTAGE	C2
5VDC	4.7 μ F	5VDC	4.7 μ F
12VDC	2.2 μ F	9VDC	4.7 μ F
15VDC	1.0 μ F	12VDC	2.2 μ F
24VDC	0.47 μ F	15VDC	1.0 μ F
--	--	24VDC	0.47 μ F