

DAV-2F SERIES, 2WATT, REGULATED WITH 2:1 INPUT RANGE

FEATURES:

- ✓ Wide (2:1) input voltage range
- ✓ 3000Vdc isolation voltage
- ✓ Regulated single and dual output models
- ✓ With remote off function
- ✓ No overshoot when switch on & off
- ✓ Continuous short circuit protection
- ✓ Operating temperature range -40°C to +85°C
- ✓ 3 year warranty



Model	Input voltage (Vdc)	Output voltage (Vdc)	Output current (mA)		Efficiency Typ.
			Min.	Max.	
DAV2-0511F	5(4.5~9)	5	30	400	72%
DAV2-0512F		9	22	220	74%
DAV2-0513F		12	16	166	74%
DAV2-0514F		15	13.6	136	76%
DAV2-0515F		24	8.4	84	76%
DAV2-0521F		±5	20	200	72%
DAV2-0522F		±9	11	110	72%
DAV2-0523F		±12	8.0	80	74%
DAV2-0524F		±15	6.6	66	76%
DAV2-0525F		±24	4.2	42	76%
DAV2-1211F	12(9~18)	5	30	400	76%
DAV2-1212F		9	22	220	76%
DAV2-1213F		12	16	166	78%
DAV2-1214F		15	13.6	136	78%
DAV2-1215F		24	8.4	84	78%
DAV2-1221F		±5	20	200	76%
DAV2-1222F		±9	11	110	78%
DAV2-1223F		±12	8.0	80	78%
DAV2-1224F		±15	6.6	66	78%
DAV2-1225F		±24	4.2	42	78%
DAV2-2411F	24(18~36)	5	30	400	78%
DAV2-2412F		9	22	220	78%
DAV2-2413F		12	16	166	78%
DAV2-2414F		15	13.6	136	80%
DAV2-2415F		24	8.4	84	80%
DAV2-2421F		±5	20	200	78%

DAV-2F SERIES, 2WATT, REGULATED WITH 2:1 INPUT RANGE

Model	Input voltage (Vdc)	Output voltage (Vdc)	Output Current (mA)		Efficiency Typ.
			Min.	Max.	
DAV2-2422F	24(18~36)	±9	11	110	78%
DAV2-2423F		±12	8.0	80	80%
DAV2-2424F		±15	6.6	66	80%
DAV2-2425F		±24	4.2	42	80%
DAV2-4811F	48(36~72)	5	30	400	74%
DAV2-4812F		9	22	220	74%
DAV2-4813F		12	16	166	78%
DAV2-4814F		15	13.6	136	78%
DAV2-4815F		24	8.4	84	78%
DAV2-4821F		±5	20	200	74%
DAV2-4822F		±9	11	110	78%
DAV2-4823F		±12	8.0	80	78%
DAV2-4824F		±15	6.6	66	78%
DAV2-4825F		±24	4.2	42	78%

Notes: other input and output models may available on request.

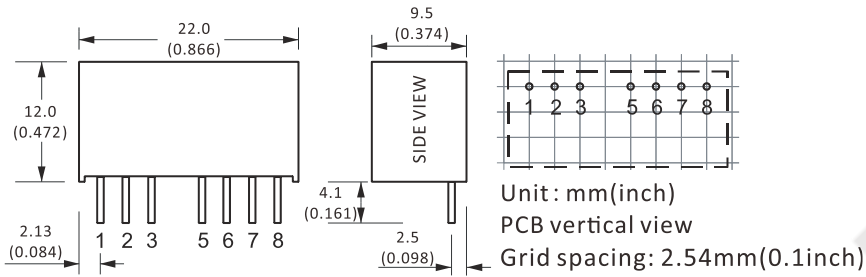
ELECTRICAL

Output voltage accuracy (Full voltage, full load)	+Vo	±2.0%
	-Vo	±3.0%
	Vo(no-load)	Main: ±3.0%, Aux.:±5.0%
Line regulation	Nominal load, full voltage	Main: ≤±0.2%, Aux.:±5.0%
Load regulation	10% ~ 100% rated load	Main: ≤±0.5%, Aux.:±0.75%
Ripple and noise	Nominal load and voltage, 20MHz bandwidth	100mVp-p max.
Temperature coefficient	Full load	±0.03%/°C
Continuous short circuit protection	---	Auto-recovery
Operating frequency	---	250KHz Typ.
Operating temperature range	---	-40°C to +85°C
Storage temperature range	Humidity 5%~95%RH non-condensing	-55°C to +125°C
Isolation voltage	≤0.5mA / 1min	3000Vdc
MTBF	MIL-HDBK-217F@25°C	1000KHrs
Weight	---	4.8g

Notes: All the parameters are measured at 25°C ambient temperature, humidity < 75%, nominal input voltage, full load and after warm-up, unless otherwise specified.

DAV-2F SERIES, 2WATT, REGULATED WITH 2:1 INPUT RANGE

MECHANICAL



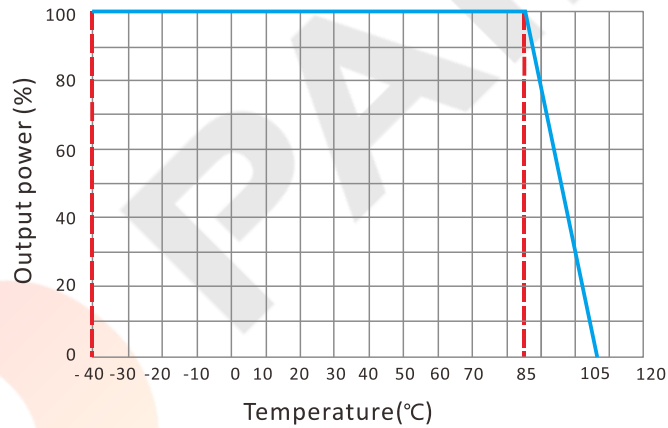
CONNECTION

PIN #	SINGLE	DUAL
1	GND	GND
2	+Vin	+Vin
3	CTRL	CTRL
5	NC	NC
6	+Vo	+Vo
7	0V	0V
8	CS	-Vo

Note:

* Unit is mm(inch).

ELECTRICAL CURVE

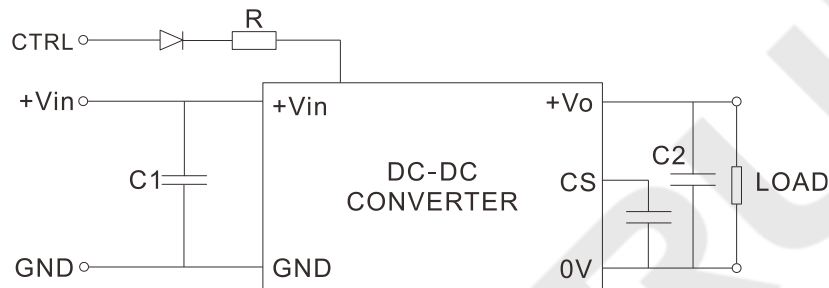


DAV-2F SERIES, 2WATT, REGULATED WITH 2:1 INPUT RANGE

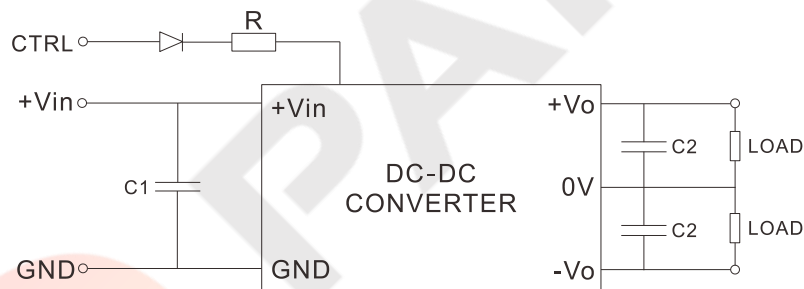
NOTES

RECOMMENDED TEST AND APPLICATION CIRCUIT

SINGLE OUTPUT



DUAL OUTPUT



CAPACITOR SELECTION

INPUT VOLTAGE	C1	SINGLE OUTPUT	C2	DUAL OUTPUT	C2
5VDC	47 μ F	5VDC	330 μ F	\pm 5VDC	100 μ F
12VDC	22 μ F	9VDC	220 μ F	\pm 9VDC	68 μ F
24VDC	10 μ F	12VDC	100 μ F	\pm 12VDC	47 μ F
48VDC	10 μ F	15VDC	100 μ F	\pm 15VDC	47 μ F
--	--	24VDC	47 μ F	\pm 24VDC	10 μ F