

DBR-2F SERIES, 2WATT, 3KVDC, REGULATED

FEATURES:

- ✓ 3000Vdc isolation voltage
- ✓ Dual output models
- ✓ Operating temperature range -40°C to +85°C
- ✓ Short circuit protection
- ✓ 3 year warranty



Model	Input voltage (Vdc)	Output voltage (Vdc)	Output current (mA)		Efficiency Typ.
			Min.	Max.	
DBR2-0521F	5(4.75~5.25)	±5	20	200	54%
DBR2-0522F		±9	11.1	111	63%
DBR2-0523F		±12	8.3	83	63%
DBR2-0524F		±15	6.7	67	65%
DBR2-1221F	12(11.4~12.6)	±5	20	200	56%
DBR2-1222F		±9	11.1	111	62%
DBR2-1223F		±12	8.3	83	65%
DBR2-1224F		±15	6.7	67	66%
DBR2-2421F	24(22.8~25.2)	±5	20	200	54%
DBR2-2422F		±9	11.1	111	62%
DBR2-2423F		±12	8.3	83	64%
DBR2-2424F		±15	6.7	67	66%

**Notes: 1. other input and output models may available on request;
2. Add suffix "P" for continuous short circuit protection.**

ELECTRICAL		
Output voltage accuracy	---	±3% max.
Line regulation	---	±0.25% max.
Load regulation	10% ~ 100% full load	±2% max.
Isolation voltage	Leakage current < 1mA/1min.	3000Vdc min.
Isolation resistance	Test at 500VDC	1000mΩ min.
Switching frequency	---	100KHz typ.
Ripple & noise	Bend width 20MHz	50mVp-p max.
Temperature coefficient	Rated load	±0.03%/°C
Operating temperature range	---	-40°C to +85°C
Storage temperature range	---	-55°C to +125°C
Short circuit protection	---	1S
MTBF	---	3500KHrs

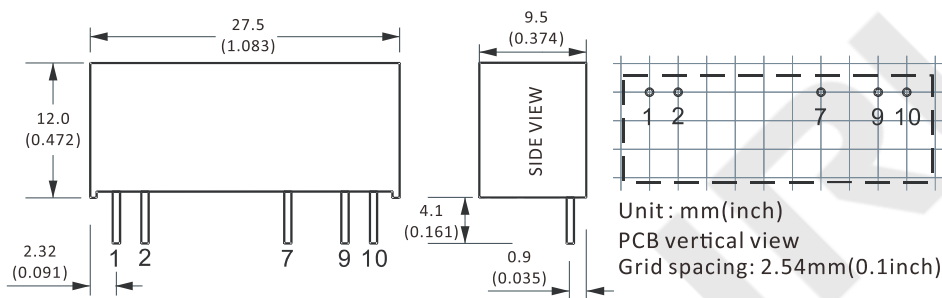
DBR-2F SERIES, 2WATT, 3KVDC, REGULATED

ELECTRICAL

Weight --- 5.2g

Notes: All the parameters are measured at 25°C ambient temperature, humidity < 75%, nominal input voltage, full load and after warm-up, unless otherwise specified.

MECHANICAL



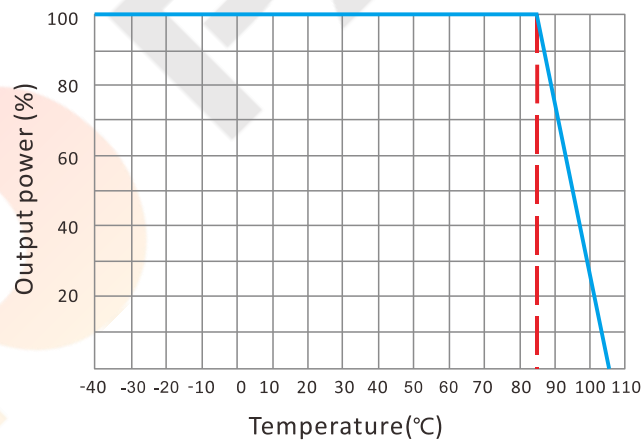
CONNECTION

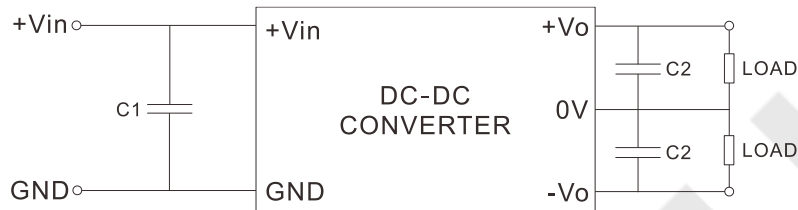
PIN #	SINGLE
1	+Vin
2	GND
7	+Vo
9	-Vo
10	COM

Note:

* Unit is mm(inch).

ELECTRICAL CURVE



DBR-2F SERIES, 2WATT, 3KVDC, REGULATED
NOTES
RECOMMENDED TEST AND APPLICATION CIRCUIT

CAPACITOR SELECTION

INPUT VOLTAGE	C1	OUTPUT VOLTAGE	C2
5VDC	4.7 μ F	\pm 5VDC	4.7 μ F
12VDC	2.2 μ F	\pm 9VDC	2.2 μ F
24VDC	0.47 μ F	\pm 12VDC	1.0 μ F
--	--	\pm 15VDC	0.47 μ F